





Specifications of controller

Picture	Specifications	Picture	Specifications
	<p>Model: CL-W-PC1 Input voltage: DC12-24V Output signal: RF2.4G Output type: PWM constant voltage Output current: 4 channels, each channel $\leq 3A$ Static power consumption: $< 1W$ Output power: $12V < 144W, 24V < 288W$ Dimming range: 0-100% Dimension: L86*W86*H36.5mm N.W: 152g</p>		<p>Model: CL-W-PC2 Working temperature: $-20-60^{\circ}C$ Input voltage: DC12-24V Output: 3 loops(3 loops output together) Connection mode: Common anode Dimension: L86XW86XH36 mm Output current: $< 12A$ Output Power: $12V < 144W, 24V < 288W$</p>
	<p>Model: CL-W-PC3 Input voltage: DC12-24V Output signal: RF2.4G Output type: PWM constant voltage Output current: 4 channels, each channel $\leq 3A$ Static power consumption: $< 1W$ Output power: $12V < 144W, 24V < 288W$ Dimming range: 0-100% Dimension: L86*W86*H36.5mm N.W: 152g</p>		<p>Model: CL-W-PC4 Working temperature: $-20-55^{\circ}C$ Input voltage: DC12V-24V Controller dimension: L85*W45*H23mm Touch panel dimension: L86 x W86 x H20mm Output current: $< 12A$ Output Power: $12V < 144W; 24V < 288W$</p>

Specifications of controller

Picture	Specifications	Picture	Specifications
	<p>Model: CL-W-RC1 Input voltage:DC5-36V Output type: PWM constant voltage Output current: 1 channels, each channel≤8A Consumption: <1W Output power: 5V<40W ,36V<288W Output signal: 2.4GHz Lighting type: Dimming Dimension: L97* W33*H18mm N.W: 38g</p>		<p>Model: CL-W-RC2 Working temperature: -20~55℃ Input voltage: DC12V~24V Output: 3 loops Connection mode: Common anode Controller dimension: L85×W45×H23mm Touch panel dimension: L150×W40×H13mm Output current: <12A Output Power: 12V<144W; 24V<288W</p>
	<p>Model: CL-W-RC3 Input voltage: DC12V~24V Output: 3 loops Connection mode: Common anode Controller dimension: L85×W45×H23mm Touch panel dimension: L150×W40×H13mm Output current: <12A Output Power: 12V<144W; 24V<288W</p>		